Print driver test

Use this same file for each queue. Print at Actual Size or 100% on the selected paper.
Print both pages on one sheet with long-edge duplex to check orientation and order.

Text and fine lines

Compare lettering, punctuation, line breaks and gaps in thin rules.

6 pt Il1 O0 rn m 0123456789 / - + ( )

8 pt Il1 O0 rn m 0123456789 / - + ( )

10 pt Il1 O0 rn m 0123456789 / - + ( )

12 pt Il1 O0 rn m 0123456789 / - + ( )

Bold **Proof 04 $12,540.86**

Italic *Printer check / Rev 3*



Color, tones and overlap

Compare the same labeled patches under the same light. A mono queue should render them in gray.



Cyan | Magenta | Yellow | Dark blue | Overlap



0% black | 10% black | 25% black | 50% black | 75% black | 100% black

Scale and position

Measure between the centers of the ticks. Each labeled line is drawn to its stated length.

100 mm



1 inch



If a line is short or long, check paper size and scaling before comparing the queues.

Compare the two queues

Use the same copier, application, paper, scale and finishing settings for both runs.
If you selected long-edge duplex, both TOP EDGE labels should be upright as you turn the sheet.

Copier model / firmware

Computer / operating system

Print application / version

Paper / tray / finishing

Check	Queue A	Queue B
Queue / driver version		
Seconds: Print to last page		
Small text and fine rules		
Tones and color / overlap		
100 mm line measurement		
Back upright / page order		
Finishing result		

Decision and retest notes

Write down the working driver and settings. Retest with a real, non-confidential job before ordering.